

REV		DESCRIPTION		APPROVALS		DATE	
A	BROU/DTYPE	REN	REN	REN	REN	REN	REN

DIRECTION OF ROTATION

φ9.055 [230.00]  
φ7.874 [200.00]

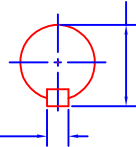
φ4.500 [114.30]  
φ4.498 [114.25]

安装孔4-φ13.5

±.39 [10.00]

1.496  
1.488  
[39.00]  
[37.80]

5	1
BLACK	M3
RED	M2
WHITE	M1
COLOR	FUNCTION
MOTOR LEADS - IO AVG	



U	V	W

Electrical Angle

M1+	M3+	M2+	M1-	M3-	M2-

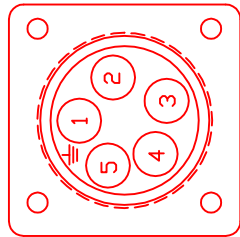
Electrical Angle

UNLESS OTHERWISE SPECIFIED TOLERANCES		DMO
DECIMALS	INCH	MM
.0	±.020	±0.50
.00	±.010	±0.25
.000	±.005	±0.13
ANGLES	± 1/2°	± 1/2°

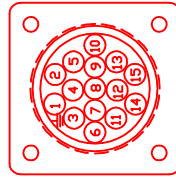
BREAK ALL SHARP EDGES



SHUCK	Shield	1
白WHITE/BLACK黑	W- ch Output	15
WHITE白	W+ ch Output	12
灰GRAY/BLACK黑	V- ch Output	14
GRAY灰	V+ ch Output	11
棕BROWN/BLACK黑	U- ch Output	13
BROWN棕	U+ ch Output	10
黄YELLOW/BLACK黑	Z- ch Output	9
YELLOW黄	Z+ ch Output	6
绿GREEN/BLACK黑	B- ch Output	8
GREEN绿	B+ ch Output	5
蓝BLUE/BLACK黑	A- ch Output	7
BLUE蓝	A+ ch Output	4
BLACK黑	0V	3
RED红	DC+5V	2
COLOR	FUNCTION	PIN



FACE TO THE BACK OF CONNECTING END OF THE CONNECTOR  
面对插头的焊片看



FACE TO THE BACK OF CONNECTING END OF THE CONNECTOR  
面对插头的焊片看

MOTOR SPECIFICATIONS:  
TORQUE CONSTANT (Kt) = 20.4 ±10% OZ-IN/AMP  
VOLTAGE CONSTANT (Ke) = 15.10 ±10% VOLTS/KRPM

APPROVALS		DATE	
DRAWN	REN	2017/10/12	
CHECKED			
APPROVED			

MOTEC (中国) 营业体系

TITLE MOTOR ASSEMBLY

SIZE DWG. DSEM-J487030E180LN REV A

USED ON

SCALE 1:1

SHEET 1 OF 3